

STRATCOM

B.C. Syndicated Poll 2022 Wave 3

International Boreal Conservation Campaign

July 22, 2022

**Bob Penner
Armand Cousineau
Prathit Patel
Grace Zhang**

Vancouver | Edmonton | Toronto | Ottawa | Montreal | London | Brighton

Methodology & Reporting

- ▶ The survey was conducted with 807 BC adults residents from July 7th to July 12th, 2022. A random sample of panelists were invited to complete the survey from a selection of panels and river sources through Lucid.
- ▶ Sample of 807 BC residents (18+) statistically weighted to match the gender, age, region and proportion of Chinese mother tongue in BC as per the 2021 Census. The data has also been weighted to match the 2020 BC provincial election results.
- ▶ Online polls don't report margin of error, however a similar sized probability sample would have a margin of error of +/- 3.4%, 19 times out of 20.
- ▶ Some charts and tables might not total 100% due to rounding.
- ▶ All figures are percent (%) unless indicated otherwise.
- ▶ All research conducted by Stratcom.



SUMMARY

- ▶ A strong majority of over three-quarters (76%) support the BC government creating a fund that mining companies would pay into to cover the cost of clean up in the event of a mine disaster. Almost half (46%) strongly support. Only 6% oppose. This support is even stronger amongst NDP voters (86%) and Green voters (83%)
 - Majority support is seen across main demographics, regions and voter type.
 - Support increases with age, ranging from 69% with those under 35 years of age to 82% among those 55 and older.
 - BC NDP voters show the strongest support (86%), followed by Green voters (83% support, 0% oppose), Liberal voters (76% support) and undecided voters (71% support).
- ▶ Using an 11-point scale of importance (0 = Not at all important, 10 = Very important), over three-quarters (77%) think it is important for the BC government to develop a plan to retire and clean up 'legacy' tailings dams to reduce the threat of accidental release of mine waste into waterways. The mean (average) response is 8.24 on the 11 point scale. Only 2% think it is unimportant and 13% have a neutral opinion.

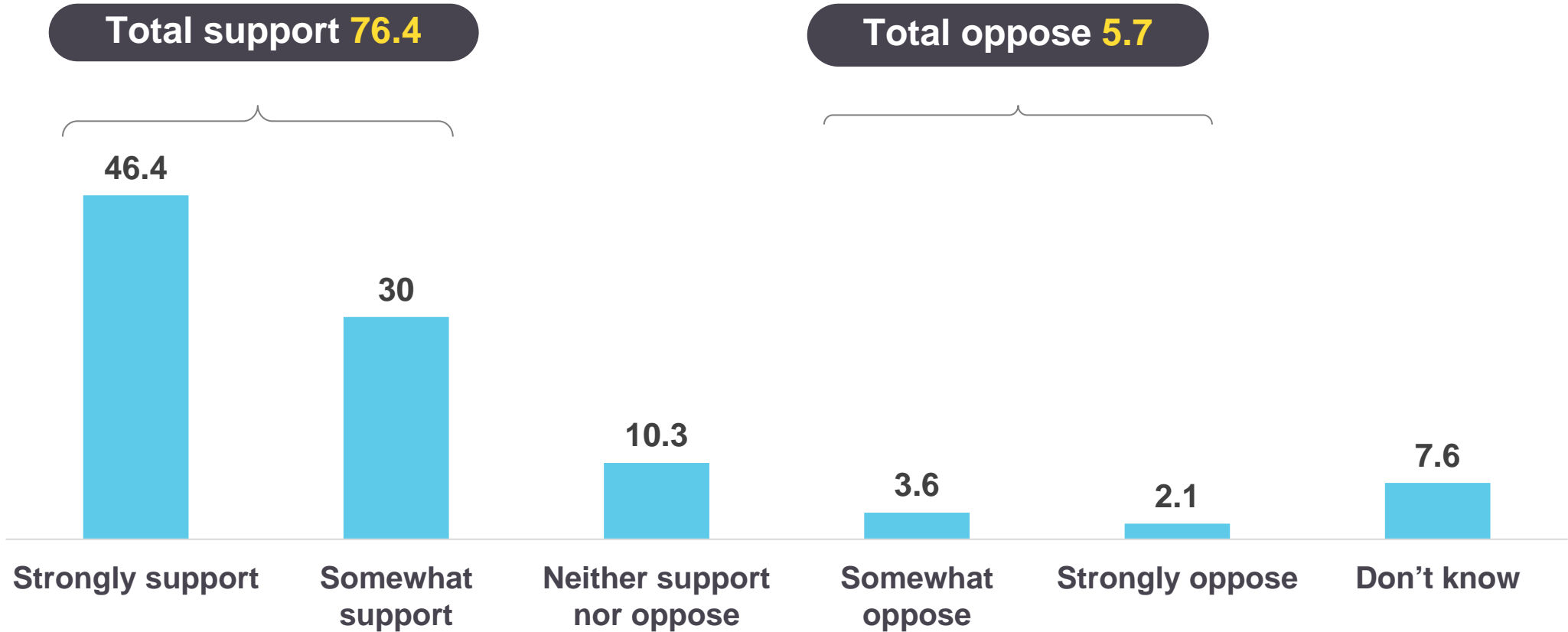
SUMMARY

- ▶ A majority (72%) support BC applying the strongest possible flood standard to all tailings dams, even if it increases costs for mining companies. Almost half (45%) strongly support. Only 6% oppose.
 - Majority support is seen across all main demographics, regions and voter types. Highest among BC NDP voters (86%), BC Green voters (83%), those 55 and older (82%) and Vancouver Island residents (81%).
- ▶ A strong majority of approximately three-quarters (76%) agree that mining companies should be required to get permission from private landowners, municipalities and First Nations before doing any business on their lands. Over half (53%) strongly agree. Only 6% disagree.
 - Majority support is seen across all main demographics, regions and voter types. Highest among BC NDP voters (84%), those 55 and older (84%) and Vancouver Island residents (83%).

SUMMARY

- ▶ Respondents that were shown an introductory paragraph describing mining companies being governed by different zoning bylaw or land-use plans leftover from the gold rush era were less likely to agree that mining companies should be required to get permission from private landowners, municipalities and First Nations before doing any business on their lands (-10% strong agreement). This could be due to a misunderstanding of the statement, or respondents were impatient with the longer question, or that some of the terminology such as “gold rush” elicited some support, making them less likely to agree with the statement.

Majority support BC government creating a fund that mining companies would pay into to cover the cost of clean up in the event of a mine disaster



Q1. The BC government is considering creating a fund that mining companies would pay into to cover the costs of clean up in the event of a mine disaster. Currently, the costs for cleaning up the environment when a mine disaster occurs sometimes falls on taxpayers – not the mining company. Even if mining companies were to say it will be too expensive for them and will cost jobs to pay into a fund for a problem that many never occur, to what extent do you support or oppose the BC government collecting fees from mining companies for a public interest mine disaster fund?

Majority support BC government creating a fund that mining companies would pay into to cover the cost of clean up in the event of a mine disaster

(by gender, age and region)

	Total Sample	Male	Female	18 - 34	35 - 54	55+	Vancouver	Rest of Metro Vancouver	Vancouver Island	Rest of BC
Sample size	807	387	411	220	267	320	121	306	136	244
Strongly support	46.4	48.5	44.3	42.4	43.9	51.2	42.8	45.0	54.8	45.3
Somewhat support	30.0	30.7	29.4	26.6	32.4	30.4	29.1	31.1	26.1	31.3
Neither support nor oppose	10.3	9.0	11.7	12.6	10.1	8.8	14.1	11.4	9.4	7.5
Somewhat oppose	3.6	3.9	3.5	4.9	3.0	3.3	1.8	5.2	2.5	3.2
Strongly oppose	2.1	2.9	1.3	4.0	1.0	1.6	2.4	1.7	1.1	2.9
Don't know	7.6	5.0	9.9	9.5	9.6	4.6	9.7	5.7	6.1	9.7
Total support	76.4	79.2	73.7	69.0	76.3	81.6	71.9	76.1	80.9	76.6
Total oppose	5.7	6.8	4.8	8.9	4.0	4.9	4.2	6.9	3.6	6.1

Q1. The BC government is considering creating a fund that mining companies would pay into to cover the costs of clean up in the event of a mine disaster. Currently, the costs for cleaning up the environment when a mine disaster occurs sometimes falls on taxpayers – not the mining company. Even if mining companies were to say it will be too expensive for them and will cost jobs to pay into a fund for a problem that many never occur, to what extent do you support or oppose the BC government collecting fees from mining companies for a public interest mine disaster fund?

Majority support BC government creating a fund that mining companies would pay into to cover the cost of clean up in the event of a mine disaster

(by vote intent, party universes and direction of government)

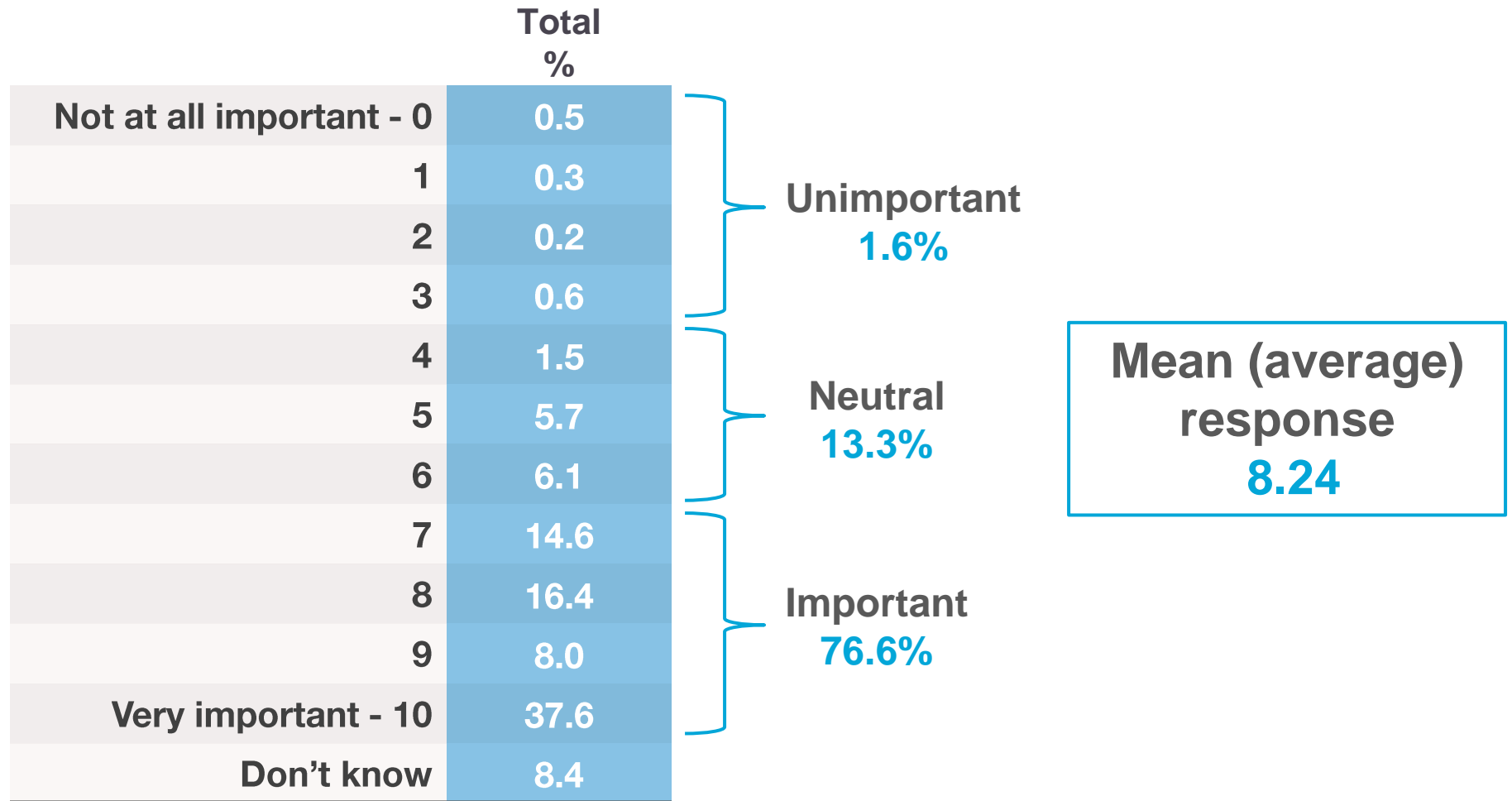
	Total Sample	BC NDP voters	BC LIB voters	BC GRN voters	BC Undecided voters	BC NDP positive universe	BC LIB positive universe	BC GRN positive universe	BC right direction	BC wrong track
Sample size	807	263	182	101	153	395	326	238	428	379
Strongly support	46.4	53.6	36.1	64.8	41.3	56.0	39.6	62.3	50.0	42.4
Somewhat support	30.0	32.2	40.0	18.2	29.7	31.2	39.7	25.0	33.7	25.8
Neither support nor oppose	10.3	7.8	10.8	10.6	11.0	6.6	10.6	5.1	6.8	14.2
Somewhat oppose	3.6	1.9	7.1	0.0	2.2	1.7	5.3	1.5	1.8	5.7
Strongly oppose	2.1	0.8	3.2	0.0	0.7	0.7	1.8	1.7	1.4	2.8
Don't know	7.6	3.8	2.8	6.4	15.1	3.9	2.9	4.5	6.3	9.1
Total support	76.4	85.8	76.1	83.0	71.0	87.2	79.3	87.3	83.7	68.2
Total oppose	5.7	2.7	10.3	0.0	2.9	2.4	7.1	3.2	3.2	8.5

Q1. The BC government is considering creating a fund that mining companies would pay into to cover the costs of clean up in the event of a mine disaster. Currently, the costs for cleaning up the environment when a mine disaster occurs sometimes falls on taxpayers – not the mining company. Even if mining companies were to say it will be too expensive for them and will cost jobs to pay into a fund for a problem that many never occur, to what extent do you support or oppose the BC government collecting fees from mining companies for a public interest mine disaster fund?

Q2. There are over 150 mine tailings waste dams across BC. Tailings waste dams hold back mine processing waste, which can include toxic chemicals and metals which can be harmful to people, wildlife, and the environment if released. Some tailings waste dams in BC are connected to operating mines but many are ‘legacy’ infrastructure from old and non-operating mines.

Floods are a major cause of tailings dam failure and climate change is increasing the potential for flooding in BC.

It is very important for the BC government to develop a plan to retire and clean up 'legacy' tailings dams



It is very important for the BC government to develop a plan to retire and clean up 'legacy' tailings dams

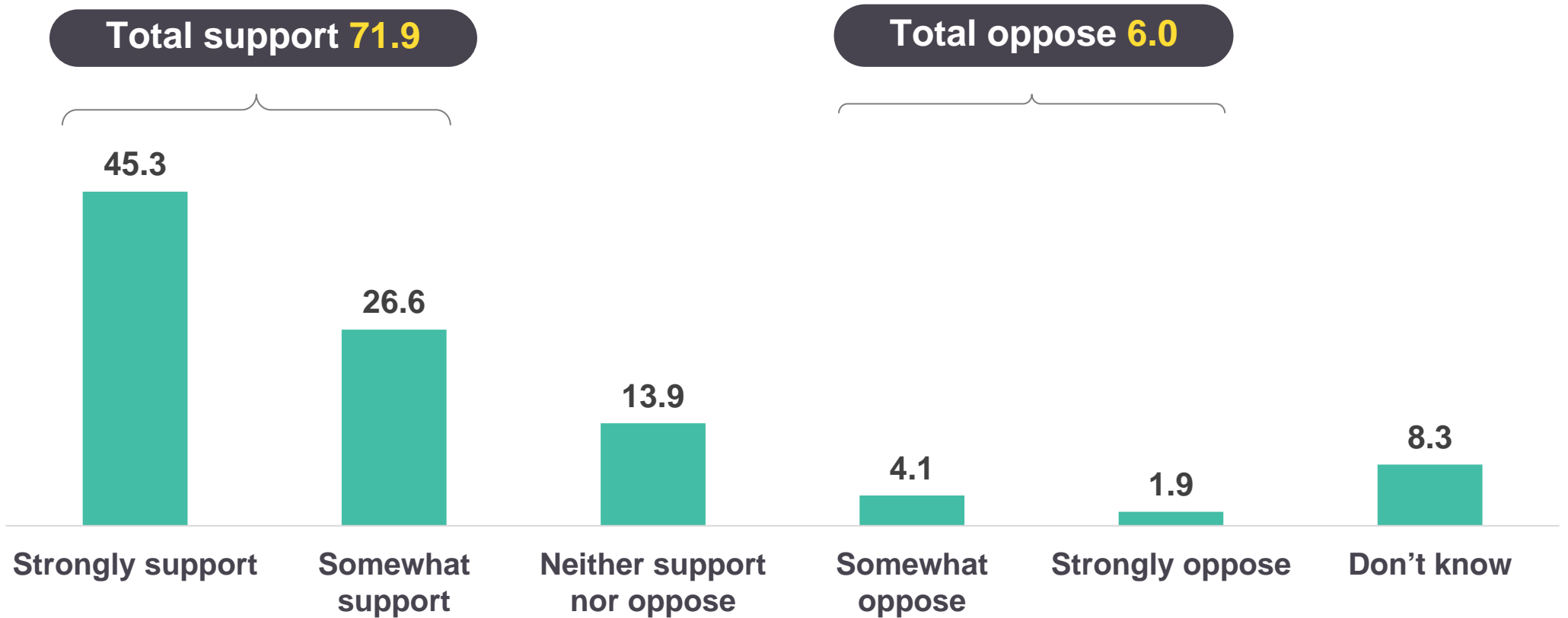
(by gender, age, region, vote intent, party universes and direction of government)

	Total Sample	Male	Female	18 - 34	35 - 54	55+	Vancouver	Rest of Metro Vancouver	Vancouver Island	Rest of BC
Sample size	807	387	411	220	267	320	121	306	136	244
Mean	8.24	7.98	8.47	7.97	8.01	8.60	8.09	7.94	8.69	8.45

	Total Sample	BC NDP voters	BC LIB voters	BC GRN voters	BC Undecided voters	BC NDP positive universe	BC LIB positive universe	BC GRN positive universe	BC right direction	BC wrong track
Sample size	807	263	182	101	153	395	326	238	428	379
Mean	8.24	8.42	7.86	8.83	8.16	8.51	8.09	8.71	8.34	8.12

Q3. Many jurisdictions, including Brazil, Indonesia, UK, Norway and some states in the US, require that tailings dams be designed to withstand the strongest probable floods at a given location if there is the possibility of even one person dying as a result of dam failure. BC regulations only require this standard at tailings dams if there is a risk of more than 100 people dying in the event of a mine dam failure.

Majority support BC applying the strongest possible flood standard to all tailings dams



Majority support BC applying the strongest possible flood standard to all tailings dams

(by gender, age and region)

	Total Sample	Male	Female	18 - 34	35 - 54	55+	Vancouver	Rest of Metro Vancouver	Vancouver Island	Rest of BC
Sample size	807	387	411	220	267	320	121	306	136	244
Strongly support	45.3	43.3	46.4	37.2	37.3	57.5	29.9	39.7	58.7	52.4
Somewhat support	26.6	28.1	25.6	29.0	27.2	24.4	33.4	30.0	18.4	23.6
Neither support nor oppose	13.9	12.7	15.3	15.5	17.1	10.1	13.7	16.7	13.2	10.9
Somewhat oppose	4.1	6.8	1.6	6.1	4.5	2.3	4.5	5.7	2.6	2.6
Strongly oppose	1.9	2.5	1.3	1.7	3.4	0.7	3.8	1.5	1.8	1.3
Don't know	8.3	6.8	9.7	10.4	10.5	5.0	14.7	6.5	5.3	9.2
Total support	71.9	71.4	72.0	66.2	64.5	81.9	63.3	69.7	77.1	76.0
Total oppose	6.0	9.3	2.9	7.8	7.9	3.0	8.3	7.2	4.4	3.9

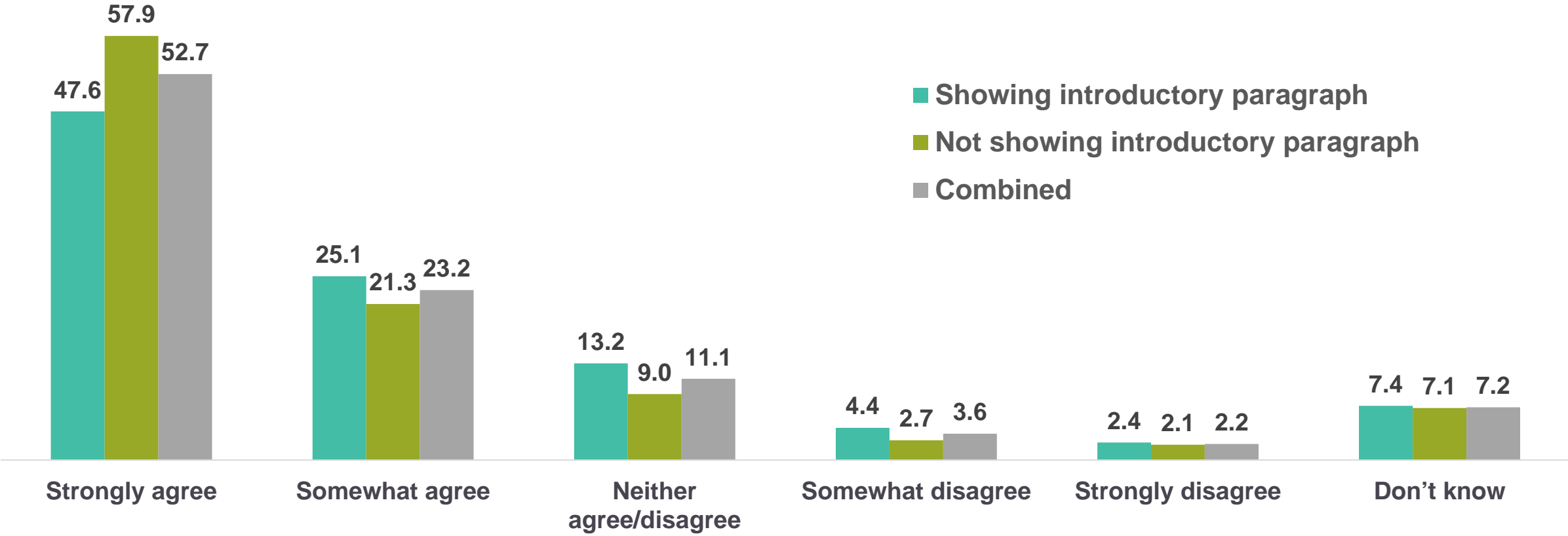
Majority support BC applying the strongest possible flood standard to all tailings dams

(by vote intent, party universes and direction of government)

	Total Sample	BC NDP voters	BC LIB voters	BC GRN voters	BC Undecided voters	BC NDP positive universe	BC LIB positive universe	BC GRN positive universe	BC right direction	BC wrong track
Sample size	807	263	182	101	153	395	326	238	428	379
Strongly support	45.3	53.6	36.1	62.4	37.4	54.8	41.9	63.1	49.0	41.1
Somewhat support	26.6	27.1	37.6	17.7	25.2	27.5	34.5	20.7	27.8	25.2
Neither support nor oppose	13.9	11.4	15.0	12.7	16.9	9.6	13.5	7.0	11.7	16.3
Somewhat oppose	4.1	2.7	4.7	0.0	3.0	2.3	3.8	2.5	3.2	5.1
Strongly oppose	1.9	1.7	1.8	0.9	1.4	1.3	1.8	1.5	1.7	2.0
Don't know	8.3	3.6	4.8	6.3	16.2	4.5	4.4	5.1	6.6	10.3
Total support	71.9	80.7	73.7	80.1	62.6	82.3	76.4	83.8	76.8	66.3
Total oppose	6.0	4.4	6.5	0.9	4.4	3.6	5.6	4.0	4.9	7.1

Q4. [Introductory paragraph shown to half of respondents] Under current BC law, mining companies can stake and develop mineral claims in sensitive watersheds, valuable ecological areas, First Nations' traditional territories, and other people's private property. Mining companies are not governed by zoning bylaw or land-use plans that apply to other industries. These laws are rooted in a 19th century gold rush-era approach that gives unique priority to mineral development over other land uses and rights.

Majority agree that mining companies should be required to get permission from private landowners, municipalities and First Nations before doing any business on their lands.



Majority agree that mining companies should be required to get permission from private landowners, municipalities and First Nations before doing any business on their lands

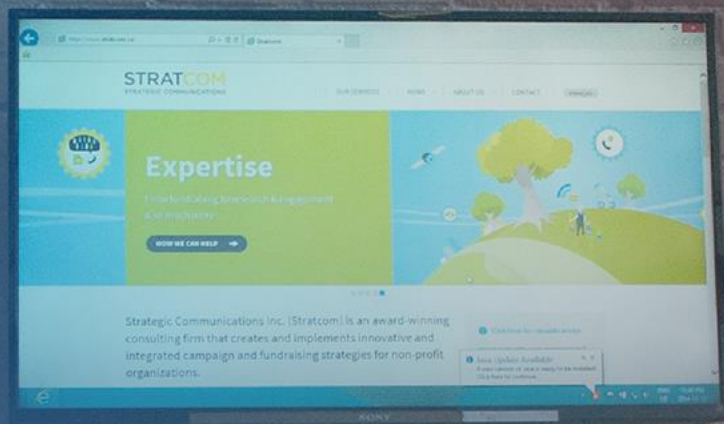
(by gender, age and region)

Combined	Total Sample	Male	Female	18 - 34	35 - 54	55+	Vancouver	Rest of Metro Vancouver	Vancouver Island	Rest of BC
Sample size	807	387	411	220	267	320	121	306	136	244
Strongly agree	52.7	50.1	54.3	49.9	45.0	61.0	40.6	47.2	63.9	59.3
Somewhat agree	23.2	24.8	21.9	21.4	25.5	22.5	32.3	25.3	18.9	18.4
Neither agree nor disagree	11.1	10.5	12.0	10.4	15.5	8.0	10.4	13.1	7.8	10.9
Somewhat disagree	3.6	5.7	1.6	3.6	5.8	1.7	2.9	5.7	3.1	1.4
Strongly disagree	2.2	2.8	1.7	4.0	0.7	2.4	2.4	1.5	0.7	3.9
Don't know	7.2	6.1	8.5	10.8	7.6	4.5	11.4	7.2	5.6	6.1
Total agree	75.9	74.9	76.2	71.3	70.5	83.5	72.9	72.5	82.8	77.7
Total disagree	5.8	8.5	3.3	7.6	6.5	4.1	5.3	7.2	3.8	5.3

Majority agree that mining companies should be required to get permission from private landowners, municipalities and First Nations before doing any business on their lands

(by vote intent, party universes and direction of government)

Combined	Total Sample	BC NDP voters	BC LIB voters	BC GRN voters	BC Undecided voters	BC NDP positive universe	BC LIB positive universe	BC GRN positive universe	BC right direction	BC wrong track
Sample size	807	263	182	101	153	395	326	238	428	379
Strongly agree	52.7	62.8	40.4	60.0	48.5	64.3	49.0	64.8	57.5	47.2
Somewhat agree	23.2	20.7	38.2	14.5	18.7	20.0	30.9	16.7	23.7	22.6
Neither agree nor disagree	11.1	8.6	9.5	13.9	15.0	7.4	9.7	9.6	8.9	13.7
Somewhat disagree	3.6	3.9	4.2	2.9	3.1	3.1	4.3	1.5	2.5	4.8
Strongly disagree	2.2	1.3	3.6	0.8	1.4	1.1	2.9	1.6	1.1	3.5
Don't know	7.2	2.7	4.1	7.9	13.3	4.2	3.2	5.8	6.3	8.2
Total agree	75.9	83.5	78.6	74.5	67.2	84.3	79.9	81.5	81.2	69.8
Total disagree	5.8	5.2	7.8	3.7	4.5	4.2	7.2	3.1	3.6	8.3



Bob Penner

CEO

E: bob.penner@stratcom.ca

C: 604-897-8978

Armand Cousineau

Director of Research

E: armand.cousineau@stratcom.ca

Prathit Patel

Senior Data Analyst

E: prathit.patel@stratcom.ca

Grace Zhang

Research and Data Assistant

E: grace.zhang@stratcom.ca